

# Trainer eLearning

## Course Descriptions



Trainer / Groupe Apave

**CompEx**

Tønsberg, Norway  
Licensed Centre No.089

Approved Training Provider

**trainer**

Groupe **apave**

# CompEx Awareness (ExA) Level 1 Award

This introductory course provides essential awareness for anyone working in or around explosive atmospheres, common in sectors like oil and gas, chemical processing, manufacturing, and utilities. Whether you're entering a site, supporting logistics, or working near hazardous zones, this course equips you with the knowledge to stay safe and compliant.

## The goal

By the end of this course, participants will be able to identify hazardous areas, work safely in explosive atmospheres and demonstrate behaviours that support a safety-conscious culture. This course is your first step toward a safer work-place-and a stronger safety culture.



Type  
**eLearning**



Duration  
**1h 10 minutes**



Language  
**English**



Provider  
**Trainor**





## The target group

This course is ideal for anyone entering or supporting operations in potentially explosive environments, non-technical personnel such as drivers, administrators, or support staff, and new starters or those seeking a safety-focused refresher.

## The topics covered

- The risk of fire and explosion
- Risks associated with hazardous areas where there is gas or dust in air
- Sources of ignition
- Risks and consequences
- Preventing accidents and dangerous incidents
- Working methods
- Using the correct tools
- Safety measures
- Examples of accidents and incidents
- Portable electrical equipment (handheld, portable and transportable)
- Final assessment

**Final Assessment:** To receive the CompEx certificate, the candidate will be required to pass the assessment in the course with a score of 70% or higher. Instructions will be given in the course on where to register on the CompEx website to receive their CompEx ULN. This should be sent to Trainor who will then send the CompEx certificate. The CompEx certificate will be valid for 5 years.

## Technical information

**System requirements:** To ensure the best possible experience we recommend using an up-to-date web browser (such as Google Chrome, Microsoft Edge, Safari or Firefox) and a stable internet connection with a minimum speed of 5Mbps.

## Contact Us

[www.trainor-apave.com](http://www.trainor-apave.com)

# CompEx Foundation (ExF) Qualification

More than a basic awareness level, the course is a theory-only introduction for anyone working in or around hazardous areas, regardless of whether they perform electrical tasks. It's designed to build essential understanding of explosive atmospheres and the standards that govern them.

## The goal

Upon successful completion, learners will be able to describe the components of a hazardous atmosphere and associated precautions, understand classification criteria for gas, vapour, and dust zones, identify relevant regulations, IEC standards, and directives, demonstrate awareness of key protection concepts, categories, and equipment types, and understand roles, responsibilities, and safety procedures in hazardous area management.



Type  
**eLearning**



Duration  
**5 hours**



Language  
**English**



Provider  
**Trainer**





## The target group

This course is suitable for anyone entering or supporting operations in hazardous areas, technical staff seeking foundational knowledge, non-technical personnel needing a greater safety awareness before entering a site, and learners preparing for more advanced CompEx modules.

## The topics covered

- Basic Ex philosophy
- The fire triangle and explosion pentagon
- Ignition sources
- Area classification
- What do you need to know before entering a hazardous area?
- Marking on Ex equipment - how to read it?
- Types of protection - how is equipment made safe to use?
- Risk Assessment (RA), Method Statement (MS), Permit to Work (PTW)
- Inspection and maintenance
- Final Assessment

**Final Assessment:** To receive the CompEx certificate, the candidate will be required to pass the assessment in the course with a score of 70% or higher. Instructions will be given in the course on where to register on the CompEx website to receive their CompEx ULN. This should be sent to Trainor who will then send the CompEx certificate. The CompEx certificate will be valid for 5 years.

## Technical information

**System requirements:** To ensure the best possible experience we recommend using an up-to-date web browser (such as Google Chrome, Microsoft Edge, Safari or Firefox) and a stable internet connection with a minimum speed of 5Mbps.

## Contact Us

[www.trainor-apave.com](http://www.trainor-apave.com)

**trainor**  
Groupe **apave**



# Ex Fundamentals for Electrical Personnel

Learn how to work safely in hazardous areas. Courses for electrical professionals who perform work in onshore facilities, vessels and offshore.

## The goal

After completing the training, the participants shall have acquired the necessary knowledge about electrical installations in hazardous areas, so that they can carry out installations and perform inspection and maintenance in a safe manner.



Type  
**eLearning**



Duration  
**6 hours**



Language  
**English**



Provider  
**Trainor**





## The target group

Electrical, automation and other personnel working in or designing electrical installations in hazardous areas. The course applies to personnel working in onshore facilities, offshore and vessels.

## The topics covered

- Basic Ex philosophy
- The fire triangle
- Ignition sources, the 5 most common
- Area classification
- What do you need to know before entering a hazardous area?
- Marking on Ex-equipment - how to read it?
- Types of protection - how is equipment made safe to use?
- Work permits
- Choice of cables and glands
- Earth systems in hazardous areas
- Selection of motors for hazardous areas
- Inspection and maintenance, introduction
- Final Exam

## Technical information

**System requirements** This course can be completed on a computer, tablet, or smartphone - whenever and wherever it suits your needs. To ensure the best possible experience we recommend using an up-to-date web browser (such as Google Chrome, Microsoft Edge, Safari or Firefox) and a stable internet connection with a minimum speed of 5Mbps. If you are using a mobile network we advise a 4G connection or higher.

**Contact Us**

[www.trainor-apave.com](http://www.trainor-apave.com)

# Safe Behaviour in Hazardous Areas

Learn how to work safely in Ex areas. The authorities require documented training in explosion prevention for all who enter Ex areas.

## The goal

The course provides basic knowledge of hazardous areas and the risks associated with passing through or working in such areas.



Type  
**eLearning**



Duration  
**1h 10 minutes**



Language  
**English**



Provider  
**Trainor**





## The target group

Personnel who have access to areas where there is a potential explosion hazard. For example, an oil platform, processing plant, refinery, distillery, tanker, silo, petrol station or a place where an explosive atmosphere may occur due to gas, liquid vapor, liquid mist or dust mixed with air.

## The topics covered

- The risk of fire and explosion
- Risks associated with hazardous areas where there is gas or dust in suspension
- Sources of ignition
- Risks and consequences
- Preventing accidents and dangerous incidents
- Working methods
- Using the correct tools
- Safety measures
- Examples of accidents and incidents
- Portable electrical equipment (handheld, portable and transportable)
- Final exam

Course is based on the Directive 1999/92/EC (ATEX User directive), IEC 60079-0, IEC 60079-10, EN 1127-1.

## Technical information

**System requirements** This course can be completed on a computer, tablet, or smartphone - whenever and wherever it suits your needs. To ensure the best possible experience we recommend using an up-to-date web browser (such as Google Chrome, Microsoft Edge, Safari or Firefox) and a stable internet connection with a minimum speed of 5Mbps. If you are using a mobile network we advise a 4G connection or higher.

**Contact Us**

[www.trainor-apave.com](http://www.trainor-apave.com)

# Ex Fundamentals for Mechanical Personnel

Learn how to work safely in hazardous areas. Courses for mechanical personnel who perform work in onshore facilities, vessels and offshore.

## The goal

After completing the course, the participants will have acquired safety-related knowledge of potentially explosive areas, so that they can carry out their work in a responsible manner. They will have been familiar with methods for inspection and maintenance, as well as become familiar with the safety aspects to be able to choose and install equipment, so that explosion safety is safeguarded.



Type  
**eLearning**



Duration  
**3h 20 minutes**



Language  
**English**



Provider  
**Trainer**





## The target group

Mechanical and other personnel working in hazardous areas. The course applies to personnel working in onshore facilities, offshore and vessels.

## The topics covered

- Basic Ex philosophy
- Fire triangle
- The most common ignition sources
- Area classification
- Safe behavior in hazardous areas
- Marking of mechanical Ex-equipment – how do you read it?
- Marking on Ex equipment - additional requirements for the EU
- Mechanical protection methods – how to use equipment safely
- Work permits
- Earthing/ bonding in hazardous areas
- Motors for hazardous areas
- A brief introduction to inspection and maintenance
- Final exam

Course is based on EN ISO 80079-36, EN ISO 80079-37, EN 1127-1, EN IEC 60079-14, EN IEC 60079-17

## Technical information

**System requirements** This course can be completed on a computer, tablet, or smartphone - whenever and wherever it suits your needs. To ensure the best possible experience we recommend using an up-to-date web browser (such as Google Chrome, Microsoft Edge, Safari or Firefox) and a stable internet connection with a minimum speed of 5Mbps. If you are using a mobile network we advise a 4G connection or higher.

**Contact Us**

[www.trainor-apave.com](http://www.trainor-apave.com)

# Batteries and Battery Systems

Participants in this course will learn basic theory related to lead, nickel, and lithium batteries in various applications. This course enhances participants understanding of battery systems and their ability to maintain and handle them safely.

---

## The goal

To provide participants with a basic understanding of various types of battery systems, their characteristics, and safety procedures for proper handling and maintenance.

---



Type  
**eLearning**



Duration  
**1h 5 minutes**



Language  
**English**



Provider  
**Trainor**





## The target group

Individuals who work with or are responsible for the maintenance of battery systems, as well as those who wish to increase their knowledge of battery technology.

## The topics covered

- Basics of battery systems
- Lead batteries: History, construction, and types
- Nickel batteries: Origin, characteristics, and uses
- Lithium batteries: Introduction, construction, and future
- Safety measures
- Risks and First Aid

## Regulations

No regulations applicable for this course

## Technical information

**System requirements** This course can be completed on a computer, tablet, or smartphone - whenever and wherever it suits your needs. To ensure the best possible experience we recommend using an up-to-date web browser (such as Google Chrome, Microsoft Edge, Safari or Firefox) and a stable internet connection with a minimum speed of 5Mbps. If you are using a mobile network we advise a 4G connection or higher.

**Contact Us**

[www.trainor-apave.com](http://www.trainor-apave.com)

# Maritime Battery Systems

Learn basic theory about Lithium-Ion batteries and auxiliary and monitoring systems. This course will enhance emergency personnel's ability to respond effectively to potential risks and provides electrical personnel with the necessary theoretical competence on Lithium-Ion batteries onboard marine vessels.

## Objectives of Maritime Battery Systems

To prepare maritime emergency personnel to deal with safety challenges and ensure effective handling of emergency situations involving battery systems in maritime environments.



Type  
**eLearning**



Duration  
**1h 5 minutes**



Language  
**English**



Provider  
**Trainor**





## Who needs Maritime Battery Systems?

Maritime and emergency personnel onboard marine vessels, including those working with risk assessment and crisis management related to battery systems.

## Subjects covered in Maritime Battery Systems

- Basics of Lithium-Ion batteries
- Risks and First Aid
- Safety measures and procedures for emergency situations
- Emergency planning and crisis management
- Definitions and concepts
- Safety mechanisms
  - Internal
  - External
- Thermal runaway
- Auxiliary systems
  - BMS (Battery Management Systems)
  - EMS (Energy Management System)
- Handling, storage and transport
- Summary and final test

## Technical information

**System requirements** This course can be completed on a computer, tablet, or smartphone - whenever and wherever it suits your needs. To ensure the best possible experience we recommend using an up-to-date web browser (such as Google Chrome, Microsoft Edge, Safari or Firefox) and a stable internet connection with a minimum speed of 5Mbps. If you are using a mobile network we advise a 4G connection or higher

**Contact Us**

[www.trainor-apave.com](http://www.trainor-apave.com)

# Cable Entries in Hazardous Areas

Do you know the requirements that apply to cables and glands in Ex areas? Learn about cable entry techniques and correct methods for execution in potentially explosive areas.

## The goal

The course participant will get an introduction to different methods for cable entries, and cable transits, for Ex equipment in potentially explosive areas.



Type  
**eLearning**





Duration  
**25 minutes**



Language  
**English**



Provider  
**Trainor**





## The target group

Electrical professionals who work with or design electrical installations in potentially explosive areas.

## The topics covered

- Requirements for cables used in onshore facilities
- General requirements for cable gland selection
- Ex d – General gland requirements
- Ex d – Compound gland
- Ex d – Double compression gland
- Ex d – Through gland
- Ex e – Types and requirements
- Ex t – Types and requirements
- Adapters, drain plugs, and blind bolts
- Multiple Cable Transit – MCT
- Laying technique
- Ferrules and cable lugs

## Technical information

**System requirements** This course can be completed on a computer, tablet, or smartphone - whenever and wherever it suits your needs. To ensure the best possible experience we recommend using an up-to-date web browser (such as Google Chrome, Microsoft Edge, Safari or Firefox) and a stable internet connection with a minimum speed of 5Mbps. If you are using a mobile network we advise a 4G connection or higher.

**Contact Us**

[www.trainor-apave.com](http://www.trainor-apave.com)

# Challenges in Dusty Areas

Do you know the dangers of dust in production facilities? Learn about dust types, dust properties and measures you can do to prevent dust explosions from occurring.

## The goal

The course participant will learn about hazards in areas containing dust, and how to prevent dust explosions occurring.



Type  
**eLearning**



Duration  
**10 minutes**



Language  
**English**



Provider  
**Trainor**





## The target group

Anyone working in or with areas where there is a dust explosion hazard.

## The topics covered

- The explosion pentagon
- Hazards related to dust
- Dust types
- Dust properties
- Measures to prevent accidents

## Technical information

**System requirements** This course can be completed on a computer, tablet, or smartphone - whenever and wherever it suits your needs. To ensure the best possible experience we recommend using an up-to-date web browser (such as Google Chrome, Microsoft Edge, Safari or Firefox) and a stable internet connection with a minimum speed of 5Mbps. If you are using a mobile network we advise a 4G connection or higher.

**Contact Us**

[www.trainor-apave.com](http://www.trainor-apave.com)

# Electric Arc Hazards

The risk of electrical incidents is always present. An incident only occurs when there is an opportunity, and often it is handling errors that cause the incident. This course covers what electric arcs are, how arc hazards occur, incident energy, and risk reducing measures.

## The goal

This course teaches you how electrical arcs develop and behave. You will learn measures to help prevent the incident energy in an electric arc. The course covers risk prevention and reduction through factors such as establishing barriers, installing different types of protective devices, and disconnecting equipment that contributes to electric arc short-circuit currents.



Type  
**eLearning**



Duration  
**1h 5 minutes**



Language  
**English**



Provider  
**Trainor**





## The target group

Personnel who design and maintain electrical installations and other staff who may be exposed to arc hazards in their work.

## The topics covered

- Potential dangers from electric arcs
- Injuries resulting from electric arcs
- Incident energy and contributing factors
- Barriers such as switchboard panels and personal protective equipment (PPE)
- Short circuit currents in arc flashes
- Protective devices and arc flash detectors
- How to limit incident energy and arc flash duration

## References

The following standards are recommended for further information related to Arc Flash - NFPA 70E, IEC TR 61641, IEC 62271-200, IEE 1584a, IEC 61892-2

## Technical information

**System requirements** This course can be completed on a computer, tablet, or smartphone - whenever and wherever it suits your needs. To ensure the best possible experience we recommend using an up-to-date web browser (such as Google Chrome, Microsoft Edge, Safari or Firefox) and a stable internet connection with a minimum speed of 5Mbps. If you are using a mobile network we advise a 4G connection or higher.

**Contact Us**

[www.trainor-apave.com](http://www.trainor-apave.com)

# Electrical Safety

## Low-Voltage & High-Voltage with First Aid

Increase safety for all who work with electrical installations, providing a safe, accident free working environment, for you and your colleagues. Includes Marine, Industry and Offshore options.

### The goal

The aim of this course is to provide a theoretical understanding of safety practices for low-voltage and high-voltage electrical installations, focusing on hazard identification, risk mitigation, and adherence to industry safety standards. Additionally, the learner will gain knowledge of first aid principles related to electrical accidents and injuries, including the recognition of common hazards, emergency response protocols, and the role of safety planning.



Type  
**eLearning**



Duration  
**2h 30 minutes**



Language  
**English**



Provider  
**Trainer**





## The target group

Those who work with and carry out maintenance on low-voltage and high voltage electrical systems. This applies to electricians working in the offshore sector, marine sector, and both heavy industries and production industries.

## The topics covered

- The role of a Safety Supervisor (low-voltage & high-voltage) and Switching Supervisor
- Motivation
- Planning and Risk Assessment
- Safety barriers
- Protective equipment
- Isolated tools for applying earth and earthing devices
- Responsibility
- Electrocution and arc flashes
- Reporting accidents
- Working methods
- Organizational
- First Aid for electrical accidents

## Technical information

**System requirements** This course can be completed on a computer, tablet, or smartphone - whenever and wherever it suits your needs. To ensure the best possible experience we recommend using an up-to-date web browser (such as Google Chrome, Microsoft Edge, Safari or Firefox) and a stable internet connection with a minimum speed of 5Mbps. If you are using a mobile network we advise a 4G connection or higher.

**Contact Us**

[www.trainor-apave.com](http://www.trainor-apave.com)

# Electrical Safety

## Low-Voltage with First Aid

Increase safety for all who work with electrical installations, providing a safe, accident free working environment, for you and your colleagues. Includes Marine, Industry and Offshore options.

### The goal

The aim of this course is to provide a theoretical understanding of safety practices for low-voltage electrical installations, focusing on hazard identification, risk mitigation, and adherence to industry safety standards. Additionally, the learner will gain knowledge of first aid principles related to electrical accidents and injuries, including the recognition of common hazards, emergency response protocols, and the role of safety planning.



Type  
**eLearning**



Duration  
**2 hours**



Language  
**English**



Provider  
**Trainer**





## The target group

Those who work with and carry out maintenance on low-voltage electrical systems. This applies to electricians as well as instrument, telecoms and automation personnel. There are three versions of the course applicable to those working in the offshore sector, marine sector, and both heavy industries and production industries.

## The topics covered

- The role of being a Safety Supervisor (low-voltage)
- Motivation
- Planning and Risk Assessment
- Safety barriers
- Protective equipment
- Responsibility
- Electrocutation and arc flashes
- Reporting accidents
- Working methods
- Organizational responsibility
- First Aid for electrical accidents

## Technical information

**System requirements** This course can be completed on a computer, tablet, or smartphone - whenever and wherever it suits your needs. To ensure the best possible experience we recommend using an up-to-date web browser (such as Google Chrome, Microsoft Edge, Safari or Firefox) and a stable internet connection with a minimum speed of 5Mbps. If you are using a mobile network we advise a 4G connection or higher.

**Contact Us**

[www.trainor-apave.com](http://www.trainor-apave.com)

# Electrical Safety for Instructed Personnel

Electrical Safety course for employees who may be assigned to perform basic operational tasks such as changing fuses and resetting protection devices in electrical installations.

## The goal

The aim of the course is to enable you to assess risks and avoid electrical hazards. This will contribute to increased safety for you and your colleagues, ensuring a safer workplace with reduced risk of personal injuries. This will help organisations prevent operational challenges in their facilities caused by minor electrical issues that can be easily mitigated by an employee assigned to the Instructed Personnel role.



Type  
**eLearning**



Duration  
**55 minutes**



Language  
**English**



Provider  
**Trainor**





## The target group

All employees assigned to the Instructed Personnel role in various types of commercial buildings. This includes everything from gas stations and grocery stores to large food production facilities, office buildings and some heavier industries.

## The topics covered

- What is Instructed Personnel?
- Introduction to electrical installations and associated hazards
- Access control and protective equipment
- Operation of switches, protection devices and fuses
- Challenges you may face as Instructed Personnel
- Final Exam

## Additional guidelines

Instructed Personnel should receive instruction and hands on practice with the installations and electrical equipment they will operate. It is also advised that employees should attend training in First Aid with focus on electrical injuries.

## Technical information

**System requirements** This course can be completed on a computer, tablet, or smartphone - whenever and wherever it suits your needs. To ensure the best possible experience we recommend using an up-to-date web browser (such as Google Chrome, Microsoft Edge, Safari or Firefox) and a stable internet connection with a minimum speed of 5Mbps. If you are using a mobile network we advise a 4G connection or higher.

**Contact Us**

[www.trainor-apave.com](http://www.trainor-apave.com)

# Ex for ISS Disciplines (Insulation, Scaffolding and Surface Treatment)

Become aware of the dangers in potentially explosive areas, so that personnel within the ISS disciplines do not take measures that could affect safety and that you, as a contractor, do your work in potentially explosive areas in a safe manner.

## The goal

After completing the course, participants must have knowledge of basic fire and explosion theory, potential sources of ignition, which standards apply, and how to understand labels on equipment.



Type  
**eLearning**




Duration  
**1h 10 minutes**



Language  
**English**



Provider  
**Trainor**





## The target group

Personnel from within the ISS disciplines (insulation, scaffolding and surface treatment).

## The topics covered

- Explosion theory and sources of ignition
- Safe Behaviour in Ex areas
- Standards
- Risk assessment and area classification
- Selection of equipment
- Portable electrical equipment (handheld, portable and transportable)
- Final exam

## Technical information

**System requirements** This course can be completed on a computer, tablet, or smartphone - whenever and wherever it suits your needs. To ensure the best possible experience we recommend using an up-to-date web browser (such as Google Chrome, Microsoft Edge, Safari or Firefox) and a stable internet connection with a minimum speed of 5Mbps. If you are using a mobile network we advise a 4G connection or higher.

**Contact Us**

[www.trainor-apave.com](http://www.trainor-apave.com)

# Ex for Mechanical Disciplines Petroleum Industry

Learn to work safely in explosive areas. Course for mechanical personnel who carry out work in the petroleum industry.

## The goal

After completing the course, the participants must have acquired the necessary knowledge about safe behavior and work in potentially explosive areas, so that they are able to carry out their work (non-electrical) in a safe manner in potentially explosive areas.



Type  
**eLearning**



Duration  
**1h 45 minutes**



Language  
**English**



Provider  
**Trainor**





## The target group

Non-electrical workers who will work with equipment and tools that can constitute an ignition source.

---

## The topics covered

- Explosion theory and sources of ignition
- Standards
- Risk assessment and area classification
- Choice of equipment
- Types of protection with installation requirements
- Planning and selection of equipment
- Inspection and maintenance
- Final exam

---

## Technical information

**System requirements** This course can be completed on a computer, tablet, or smartphone - whenever and wherever it suits your needs. To ensure the best possible experience we recommend using an up-to-date web browser (such as Google Chrome, Microsoft Edge, Safari or Firefox) and a stable internet connection with a minimum speed of 5Mbps. If you are using a mobile network we advise a 4G connection or higher.

---

**Contact Us**

[www.trainor-apave.com](http://www.trainor-apave.com)

# Ex Inspection of Portable Communication Equipment

Understand and manage the risks associated with the use of portable communication equipment in hazardous areas. This course provides you with the knowledge and skills you need to ensure that the equipment you use still complies with both technical and safety standards.

## The goal

After completing this course, participants should have knowledge of the types of portable communication equipment that can be used in potentially explosive atmospheres, how this equipment should be handled in accordance with applicable regulations, as well as basic requirements for procurement, training, and maintenance. The course addresses examples of specific inspection points that an instructed user must focus on.



Type  
**eLearning**



Duration  
**20 minutes**



Language  
**English**



Provider  
**Trainor**





## The target group

All personnel who are responsible to perform an inspection on Ex certified portable electronic communication equipment designed for use in hazardous areas.

## The topics covered

- General rules for use
- Checking equipment before use
- Safe use and maintenance
- Inspection of the equipment
- EOL (End of Life) disposal with learning and experience

This course is based on guidelines and best practices from numerous sources however, it is critical for the end user to comply with any Special Conditions of Use (X) that the manufacturer of the equipment may provide.

## Technical information

**System requirements** This course can be completed on a computer, tablet, or smartphone - whenever and wherever it suits your needs. To ensure the best possible experience we recommend using an up-to-date web browser (such as Google Chrome, Microsoft Edge, Safari or Firefox) and a stable internet connection with a minimum speed of 5Mbps. If you are using a mobile network we advise a 4G connection or higher.

**Contact Us**

[www.trainor-apave.com](http://www.trainor-apave.com)

# Ex Safety and Awareness

## Petroleum Industry

Become aware of the dangers in potentially explosive areas, so that you, as administrative personnel, do not take any measures that could affect safety and that you, as a contractor, do your work in potentially explosive areas in a safe manner.

### The goal

After completing the course, participants must have knowledge of basic fire and explosion theory, potential sources of ignition, which standards apply, and how to understand labels on equipment.



Type  
**eLearning**



Duration  
**1h 5 minutes**



Language  
**English**



Provider  
**Trainor**





## The target group

Personnel from support functions, both executive and non-executive, and from a non technical background, such as buyers and sellers. Personnel in mechanical trades, process operators, operations personnel and any other personnel who carry out work that may affect the safety of electrical installations. Personnel who work with non-electrical equipment which contains possible sources of ignition.

Additionally, the course is relevant for managers and others with authority who can implement measures that may affect safety in Ex facilities.

## The topics covered

- Explosion theory and sources of ignition
- Safe Behaviour in Ex areas
- Standards
- Risk assessment and area classification
- Selection of equipment
- Portable electrical equipment (handheld, portable and transportable)
- Final exam

## Technical information

**System requirements** This course can be completed on a computer, tablet, or smartphone - whenever and wherever it suits your needs. To ensure the best possible experience we recommend using an up-to-date web browser (such as Google Chrome, Microsoft Edge, Safari or Firefox) and a stable internet connection with a minimum speed of 5Mbps. If you are using a mobile network we advise a 4G connection or higher.

**Contact Us**

[www.trainor-apave.com](http://www.trainor-apave.com)

# Ignition Sources in Hazardous Areas

Do you have an overview of all sources of ignition in potentially explosive areas? Get an overview of the various ignition sources that exist, how they arise, and how they develop.

## The goal

The aim of this course is to give the course participant awareness toward possible ignition sources at their own place of work.



Type  
**eLearning**



Duration  
**15 minutes**




Language  
**English**



Provider  
**Trainor**





## The target group

Anyone working in environments with increased risk of fire or explosion hazard.

## The topics covered

- Hot surfaces
- Flames, hot gases, and hot particles
- Mechanically generated ignition sources
- Electrical equipment and components
- Stray electric currents
- Static electricity/buildup
- Lightning strikes
- Radio frequencies and electromagnetic waves
- Ionizing radiation
- Ultrasonic waves
- Adiabatic compression
- Exothermic reactions

## Technical information

**System requirements** This course can be completed on a computer, tablet, or smartphone - whenever and wherever it suits your needs. To ensure the best possible experience we recommend using an up-to-date web browser (such as Google Chrome, Microsoft Edge, Safari or Firefox) and a stable internet connection with a minimum speed of 5Mbps. If you are using a mobile network we advise a 4G connection or higher.

**Contact Us**

[www.trainor-apave.com](http://www.trainor-apave.com)

# Marking of Electrical Equipment

Ex equipment carries a marking plate that includes details about what surroundings and external influences the equipment has been certified for. Can you interpret the codes?

## The goal

Having completed this course, participants will have gained good insight into how electrical equipment is Ex-marked, and what the different markings mean. Participants will learn to distinguish between the different types of markings and make good decisions when selecting equipment to use in an installation in a potentially hazardous area.



Type  
**eLearning**



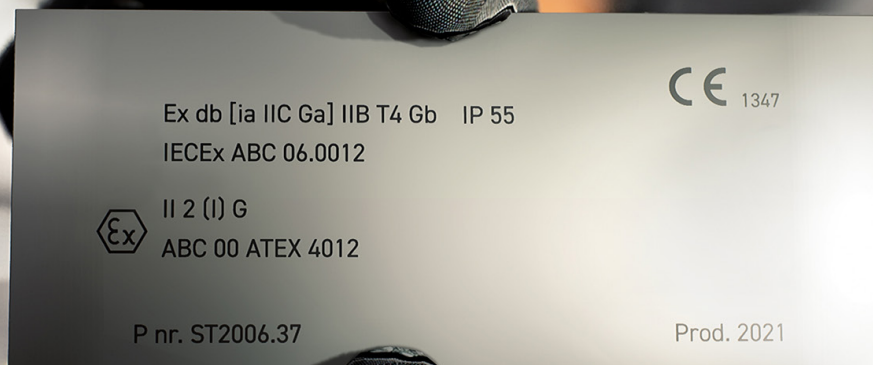
Duration  
**1 hour**



Language  
**English**



Provider  
**Trainor**





## The target group

Electrotechnical and automation personnel and other personnel planning or working on electrical installations in potentially hazardous areas. The course will also be useful for manufacturers and suppliers of Ex equipment.

## The topics covered

- How to read a marking plate
- Protection types for electrical equipment
- Markings that follow the IEC standard
- Certification references
- A brief introduction to marking mechanical equipment
- Marking associated equipment and associated apparatus
- A short history of markings
- A summary of markings given by the ATEX directive
- Types of ATEX markings

## Technical information

**System requirements** This course can be completed on a computer, tablet, or smartphone - whenever and wherever it suits your needs. To ensure the best possible experience we recommend using an up-to-date web browser (such as Google Chrome, Microsoft Edge, Safari or Firefox) and a stable internet connection with a minimum speed of 5Mbps. If you are using a mobile network we advise a 4G connection or higher.

**Contact Us**

[www.trainor-apave.com](http://www.trainor-apave.com)

# Marking of Mechanical Equipment

Certified Ex equipment has a marking plate that includes details about the equipment's explosion protection and the area in which the equipment may be used. Can you interpret these codes?

## The goal

Having completed this course, participants will have learned how mechanical equipment is Ex-marked, and what the different markings mean. Participants will learn to distinguish between the different types of markings and make good decisions when selecting equipment for use in an installation in a potentially hazardous area.



Type  
**eLearning**



Duration  
**45 minutes**



Language  
**English**



Provider  
**Trainor**





## The target group

Personnel working with installing and maintenance of mechanical equipment and other personnel planning or working on installations in potentially hazardous areas. The course will also be useful for manufacturers and suppliers of Ex equipment.

## The topics covered

- How to read a marking plate
- Protection types for mechanical equipment
- Markings that follow the ISO standard
- Certificate number
- A brief introduction to marking electrical equipment
- Marking associated equipment and associated apparatus
- Assemblies
- Additional markings introduced by the ATEX directive
- Requirements for certified equipment

## Technical information

**System requirements** This course can be completed on a computer, tablet, or smartphone - whenever and wherever it suits your needs. To ensure the best possible experience we recommend using an up-to-date web browser (such as Google Chrome, Microsoft Edge, Safari or Firefox) and a stable internet connection with a minimum speed of 5Mbps. If you are using a mobile network we advise a 4G connection or higher.

**Contact Us**

[www.trainor-apave.com](http://www.trainor-apave.com)

# Fall Protection

This course provides a detailed introduction to how to correctly use and inspect fall protection equipment to ensure safe working conditions at height. You will learn about different types of fall protection systems, how to conduct risk assessments, and requirements for rescue plans and first aid in the event of a fall.

## The goal

The objective of the course is to provide participants with knowledge about the proper use and inspection of fall protection equipment, identifying fall hazards, and how to reduce the risk of fall accidents through planning and safety procedures.



Type  
**eLearning**



Duration  
**1 hour**



Language  
**English**



Provider  
**Trainor**





## The target group

The course is specifically designed for those who use fall protection equipment in their daily work, such as construction workers, scaffolders, and installers. It is also relevant for supervisors and HSE managers who need insight into the safe use of fall protection equipment.

## The topics covered

- Regulations: Current laws and regulations regarding the use of fall protection equipment
- Types of Fall Protection Systems: Overview of various systems
- Inspection, Maintenance, and Safe Use: Proper inspection and upkeep of equipment
- Anchor Points and Equipment: Understanding their use and requirements
- Risk Assessment and Falls: Identifying hazards and assessing risks, including calculating fall factors and clearance heights
- Rescue Plan: Requirements for preparedness and response time, as well as first aid and rescue equipment

## Technical information

**System requirements** This course can be completed on a computer, tablet, or smartphone - whenever and wherever it suits your needs. To ensure the best possible experience we recommend using an up-to-date web browser (such as Google Chrome, Microsoft Edge, Safari or Firefox) and a stable internet connection with a minimum speed of 5Mbps. If you are using a mobile network we advise a 4G connection or higher.

**Contact Us**

[www.trainor-apave.com](http://www.trainor-apave.com)

# Working at Heights

This course is designed to provide you with the necessary knowledge to work safely at heights. You will learn about current definitions, legislation and regulations, the hazards, and how to ensure the safe use of ladders, scaffolding and lifts.

## The goal

The objective of the course is to provide participants with the necessary training and knowledge to work safely. This includes a review of what is considered work at height, the hazards involved, and the safety measures that should be taken.



Type  
**eLearning**



Duration  
**30 minutes**




Language  
**English**



Provider  
**Trainor**





## The target group

The course is relevant for personnel who will be performing work at height, with a main focus on construction and engineering, as well as electricians. It is also relevant for responsible managers and employers who need insight into how to work safely at height.

## The topics covered

- Regulations: Applicable laws and regulations for working at heights
- What dangers are associated with working at height
- Risk Assessment and the importance of having a contingency plan
- Safe use of scaffolding, ladders and personnel lifts
- Risks and safety measures when working on roofs

## Technical information

**System requirements** This course can be completed on a computer, tablet, or smartphone - whenever and wherever it suits your needs. To ensure the best possible experience we recommend using an up-to-date web browser (such as Google Chrome, Microsoft Edge, Safari or Firefox) and a stable internet connection with a minimum speed of 5Mbps. If you are using a mobile network we advise a 4G connection or higher.

**Contact Us**

[www.trainor-apave.com](http://www.trainor-apave.com)